

Lesson 24: Introduction to Simultaneous Equations

Classwork

Exercises

1. Derek scored 30 points in the basketball game he played, and not once did he go to the free throw line. That means that Derek scored two-point shots and three-point shots. List as many combinations of two- and three-pointers as you can that would total 30 points.

Number of Two-Pointers	Number of Three-Pointers

Write an equation to describe the data.

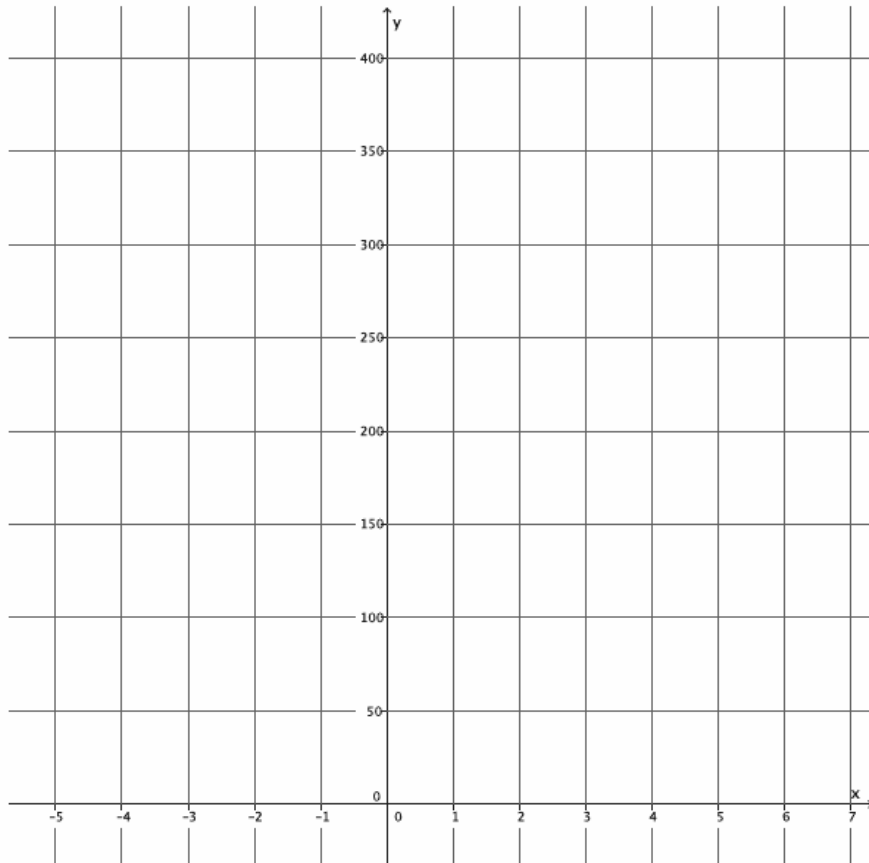
2. Derek tells you that the number of two-point shots that he made is five more than the number of three-point shots. How many combinations can you come up with that fit this scenario? (Don't worry about the total number of points.)

Number of Two-Pointers	Number of Three-Pointers

Write an equation to describe the data.

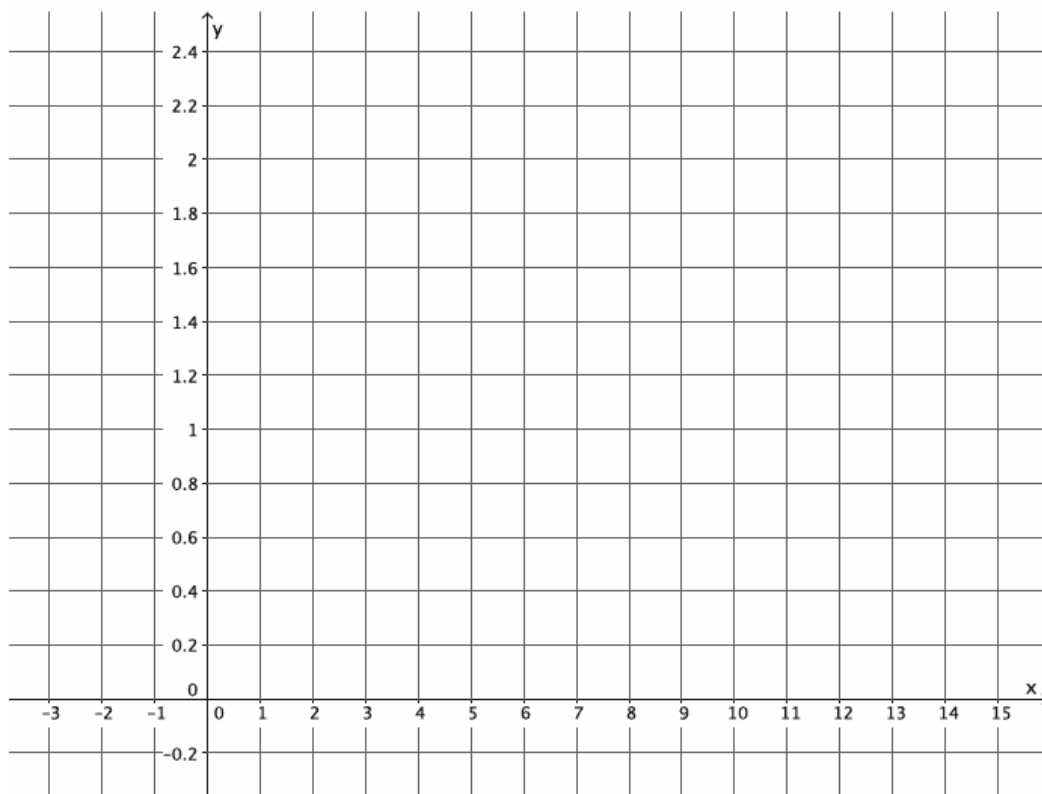
3. Which pair of numbers from your table in Exercise 2 would show Derek's actual score of 30 points?
4. Efrain and Fernie are on a road trip. Each of them drives at a constant speed. Efrain is a safe driver and travels 45 miles per hour for the entire trip. Fernie is not such a safe driver. He drives 70 miles per hour throughout the trip. Fernie and Efrain left from the same location, but Efrain left at 8:00 a.m., and Fernie left at 11:00 a.m. Assuming they take the same route, will Fernie ever catch up to Efrain? If so, approximately when?
- Write the linear equation that represents Efrain's constant speed. Make sure to include in your equation the extra time that Efrain was able to travel.
 - Write the linear equation that represents Fernie's constant speed.

- c. Write the system of linear equations that represents this situation.
- d. Sketch the graphs of the two linear equations.



- e. Will Fernie ever catch up to Efrain? If so, approximately when?
- f. At approximately what point do the graphs of the lines intersect?

5. Jessica and Karl run at constant speeds. Jessica can run 3 miles in 24 minutes. Karl can run 2 miles in 14 minutes. They decide to race each other. As soon as the race begins, Karl trips and takes 2 minutes to recover.
- Write the linear equation that represents Jessica's constant speed. Make sure to include in your equation the extra time that Jessica was able to run.
 - Write the linear equation that represents Karl's constant speed.
 - Write the system of linear equations that represents this situation.
 - Sketch the graphs of the two linear equations.



- e. Use the graph to answer the questions below.
- i. If Jessica and Karl raced for 3 miles, who would win? Explain.
- ii. At approximately what point would Jessica and Karl be tied? Explain.

Lesson Summary

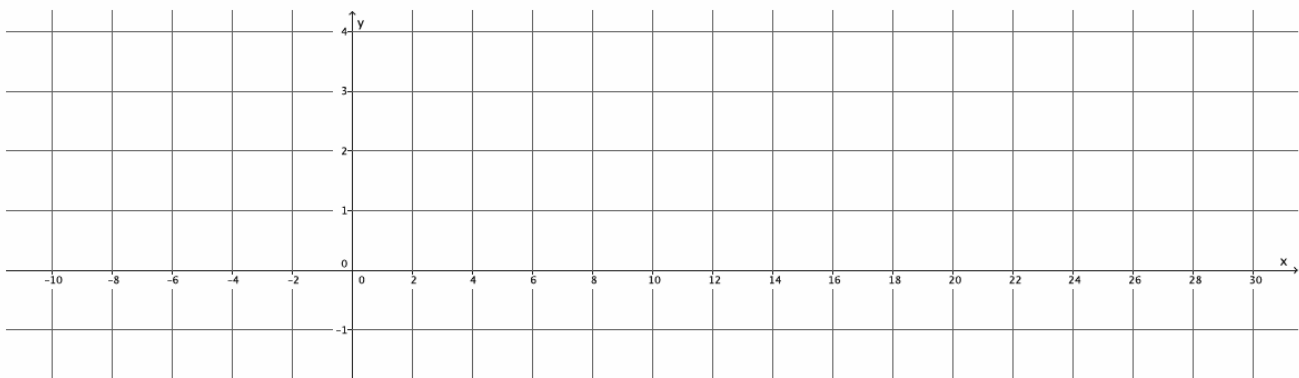
A *system of linear equations* is a set of two or more linear equations. When graphing a pair of linear equations in two variables, both equations in the system are graphed on the same coordinate plane.

A *solution to a system of two linear equations in two variables* is an ordered pair of numbers that is a solution to both equations. For example, the solution to the system of linear equations $\begin{cases} x + y = 6 \\ x - y = 4 \end{cases}$ is the ordered pair $(5, 1)$ because substituting 5 in for x and 1 in for y results in two true equations: $5 + 1 = 6$ and $5 - 1 = 4$.

Systems of linear equations are notated using brackets to group the equations, for example: $\begin{cases} y = \frac{1}{8}x + \frac{5}{2} \\ y = \frac{4}{25}x \end{cases}$.

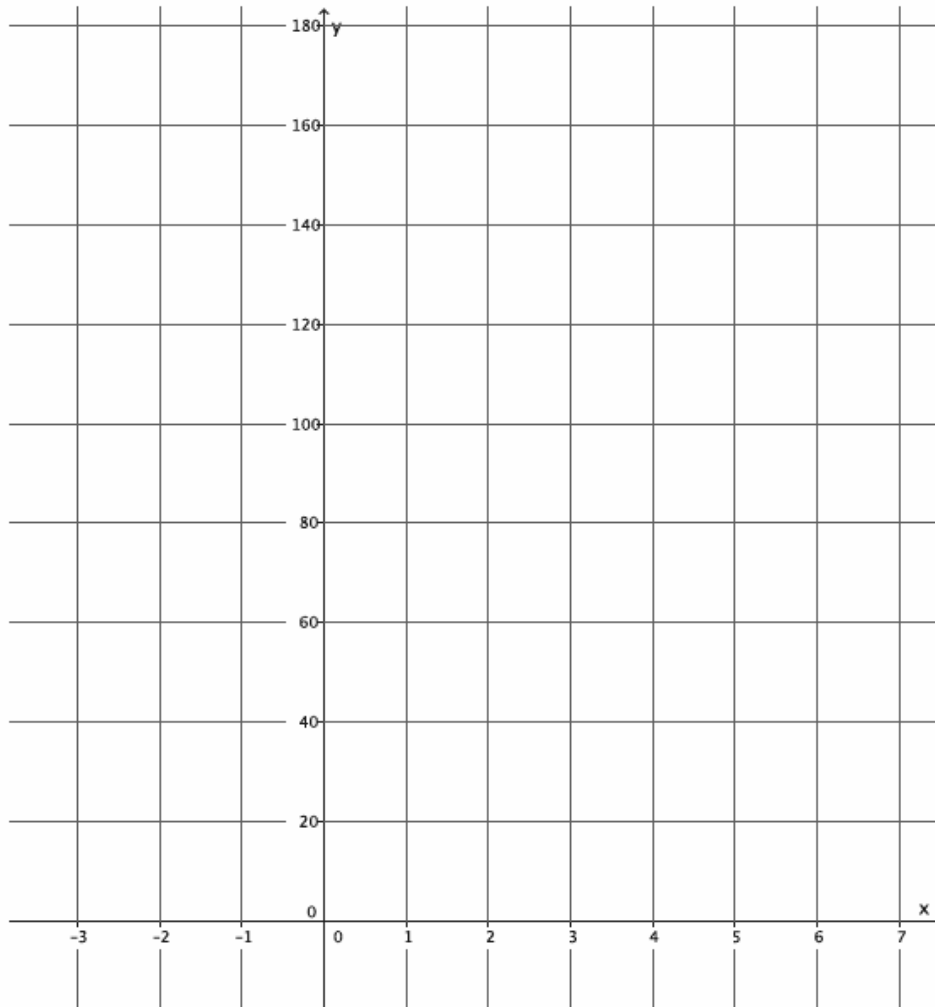
Problem Set

- Jeremy and Gerardo run at constant speeds. Jeremy can run 1 mile in 8 minutes, and Gerardo can run 3 miles in 33 minutes. Jeremy started running 10 minutes after Gerardo. Assuming they run the same path, when will Jeremy catch up to Gerardo?
 - Write the linear equation that represents Jeremy's constant speed.
 - Write the linear equation that represents Gerardo's constant speed. Make sure to include in your equation the extra time that Gerardo was able to run.
 - Write the system of linear equations that represents this situation.
 - Sketch the graphs of the two equations.



- Will Jeremy ever catch up to Gerardo? If so, approximately when?
- At approximately what point do the graphs of the lines intersect?

2. Two cars drive from town A to town B at constant speeds. The blue car travels 25 miles per hour, and the red car travels 60 miles per hour. The blue car leaves at 9:30 a.m., and the red car leaves at noon. The distance between the two towns is 150 miles.
- a. Who will get there first? Write and graph the system of linear equations that represents this situation.



- b. At approximately what point do the graphs of the lines intersect?